



GW-2493M

BACnet/IP to Modbus TCP Gateway

Features

- Read/Write Modbus registers via BACnet objects
- Configurable BACnet/IP Server
- Configurable Modbus TCP Client
- Supports BACnet AI, AO, AV, BI, BO, BV, MSI, MSO, MSV Object Types
- Supports Modbus discrete inputs, coils, input registers and holding registers
- Supports up to 600 DI, 600 DO, 600 AI and 600 AO to transfer to BACnet Objects
- Simple data translation allows you to manipulate data as it passes between protocol



Introduction

GW-2493M is a network gateway allowing BACnet client devices to be accessed Modbus network as a Modbus TCP client. The BACnet/IP protocol is used to relay and exchange information between building devices. GW-2493M contains a large number of BACnet objects (AI, AO, AV, BI, BO, BV, MSI, MSO, MSV) gives you flexibility in mapping Modbus TCP registers to any combination of BACnet objects. Multiple BIBBs (DS-RP-B, DS-RPM-B, DS-WP-B, DS-WPM-B,...etc.) are supported. All the data transfer is configurable using a standard Web browser.

Specifications

Ethernet	
Controller	10/100Base-TX Ethernet Controller (Auto-negotiating, Auto_MDIX)
Connector	RJ-45 with Ethernet inductor
Protocol	BACnet/IP Server
Maximum Connections	8
Modbus	Modbus TCP Client(Supports up to 32 stations)
Power	
Protection	Power reverse polarity protection
EMS Protection	ESD, Surge, EFT
Supply Voltage	+10 VDC ~ +30 VDC
Power Consumption	5 W @ 24 VDC
LED Indicator	
LED (Round)	Power (1), BACnet/IP Status (1), BACnet/IP Net(1), Modbus TCP TxD/RxD/Link (3)
Ethernet LED	Ethernet LED Ethernet Status (RJ-45) (2)
Mechanism	
Installation	DIN-Rail
Casing	Metal
Dimensions	33 x 120 x 116 mm (W x L x H)
Environment	
Operating Temp.	-25°C ~ +75°C
Storage Temp.	-30°C ~ +80°C
Humidity	10 ~ 90% RH, non-condensing

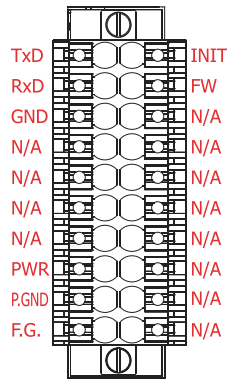
BACnet/IP Support

Objects	BI, BO, BV, AI, AO, AV, MSI, MSO, MSV (Convert modbus 600 DI, 600 DO, 600 AI and 600 AO)
BIBBs	DS-RP-B, DS-RPM-B, DS-WP-B, DS-WPM-B, DM-DDB-B, DM-DOB-B, DM-DCC-B, DM-RD-B

Modbus TCP Supports

Function Code	0x01, 0x02, 0x03, 0x04, 0x05, 0x06, 0x10, 0x0F
---------------	--

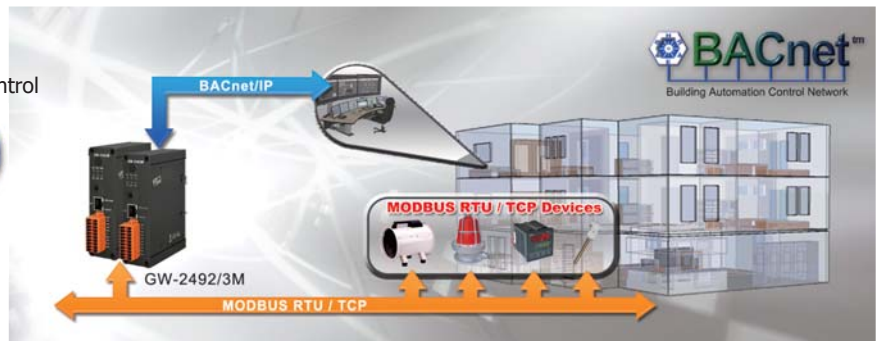
Pin Assignments



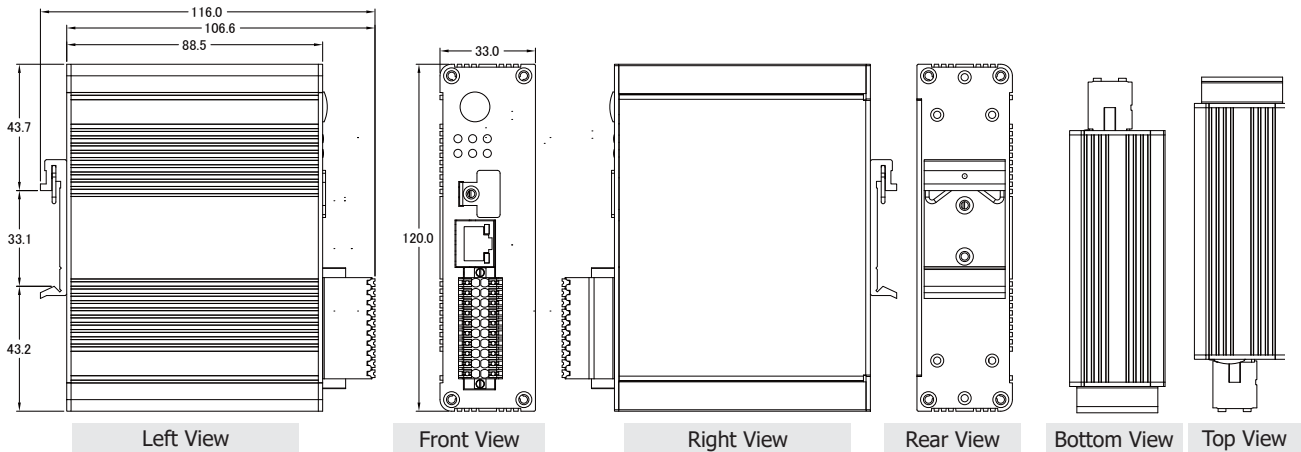
Pin Name	Description
F.G.	Power +10 ~ +30 VDC
GND	
PWR	
GND	RS-232 (Reserved)
RxD	
TxD	
INIT	Connect to GND, Change to Initial Mode
FW	Connect to GND, Change to Bootloader Mode

Applications

- Building Automation
- Heating, Ventilating, and Air-conditioning Control
- Lighting Control
- Access Control
- Fire Detection Systems



Dimensions (Units: mm)



Ordering Information

GW-2493M	BACnet/IP Server to Modbus TCP Client Gateway (RoHS)
-----------------	--